

# THE DOORBOOK



APRIL  
TO JUNE  
2015

Haywoods **H**

**STRONGDOR**  
A HAYWOODS GROUP COMPANY



**Manufacturers and  
stockists of steel doors**

including fire and acoustic rated  
personnel doors  
and fire exits

# LOUVRE DOORS AND PANELS

Our versatile louvre doors and panels are compatible with the Strongdor 1000, 1500 and 2000 Series ranges.

They will allow up to 50% airflow into areas that need to be both secure and well ventilated.



# PRODUCT NEWS

APRIL  
TO JUNE  
2015



ALL NEW STRONGDOR

## 8000 SERIES

**BULLET PROOF AND ACOUSTIC RATED DOORS**

Strongdor are pleased to announce the imminent arrival of the all new 8000 Series steel doors.

In uncertain times, these sturdy doors are designed for the security conscious, and are

rated to EN1627 class 3, bullet resistant to EN1522-1 class FB4. They can also be acoustic rated to 56dB and fire rated to 1 hour fire rating for integrity and insulation.

**NEW!  
COMING  
SOON**

Manufacturers  
and stockists





**Strongdor Limited**  
**Head Office and Showroom**  
 Carnforth Business Park,  
 Oakwood Way, Carnforth  
 LA5 9FD  
 Tel. 01524 727000  
 Fax. 01524 812222  
 Email. sales@strongdor.com  
 Web. www.strongdor.com

**Office Opening Hours**  
 Monday to Friday 7.30am — 4.30pm  
 Wednesday 7.00am — 4.00pm  
**Showroom Opening Hours**  
 By appointment only

E&OE



CONTENTS		PAGE
<b>STRONGDOR</b>	Manufacturers and stockists	04 - 05
<b>1000 Series</b> Steel security doors		
<b>1000 Series</b>	Emergency exits and personnel doors	06 - 10
<b>1000 Series</b>	Wood-grain finish	11
<b>1000 Series</b>	Fire and security rated doors	12 - 13
<b>Case Study</b>	East Grinstead case study	14 - 15
<b>1500 Series</b> Custom made steel doors		
<b>1500 Series</b>	Emergency exits and personnel doors	16 - 22
<b>1500 Series</b>	Optional extras	23
<b>Case Study</b>	Aldi	24 - 25
<b>Case Study</b>	Next	26 - 27
<b>Case Study</b>	NHS	28 - 29
<b>2000 Series</b> Bespoke security doors		
<b>2000 Series</b>	Emergency exits and personnel doors	30 - 31
<b>Case Study</b>	Duckham Court	32 - 33
<b>Louvre doors and panels</b> 1000, 1500 and 2000 Series		34 - 35
<b>3000 Series</b> 4 hour fire rated door		
<b>3000 Series</b>	Emergency exits and personnel doors	36 - 37
<b>Case Study</b>	Minerva House	38 - 39
<b>Case Study</b>	Thornleigh College	40 - 41
<b>4000 Series</b> Bespoke acoustic doors		42 - 43
<b>7000 Series</b> Steel glazed profile doors		44 - 45
<b>Case Study</b>	Indian Spice	46 - 47
<b>SureTread</b> GRP anti-slip floor covering		48 - 49







At Strongdor, we believe that the key to success is ensuring that the highest quality is achieved at every stage of the manufacturing process.

A combination of skilled and accomplished craftspeople working in a custom built, state-of-the-art, clean facility, enables us to produce doors to an exacting standard time after time.

All our door making processes are individually scrutinised. From welding, and polyester powder coating, to assembly and packing. Each door is checked at every stage.

When complete, they are individually shrink wrapped and stacked on bespoke pallets ready for delivery to you, on time, in budget and in perfect condition.



# STRONGDOR

**APRIL  
TO JUNE  
2015**

Manufacturers  
and stockists

AWAY CHANGING ROOM



**STRONGDOR**

# 1000 SERIES



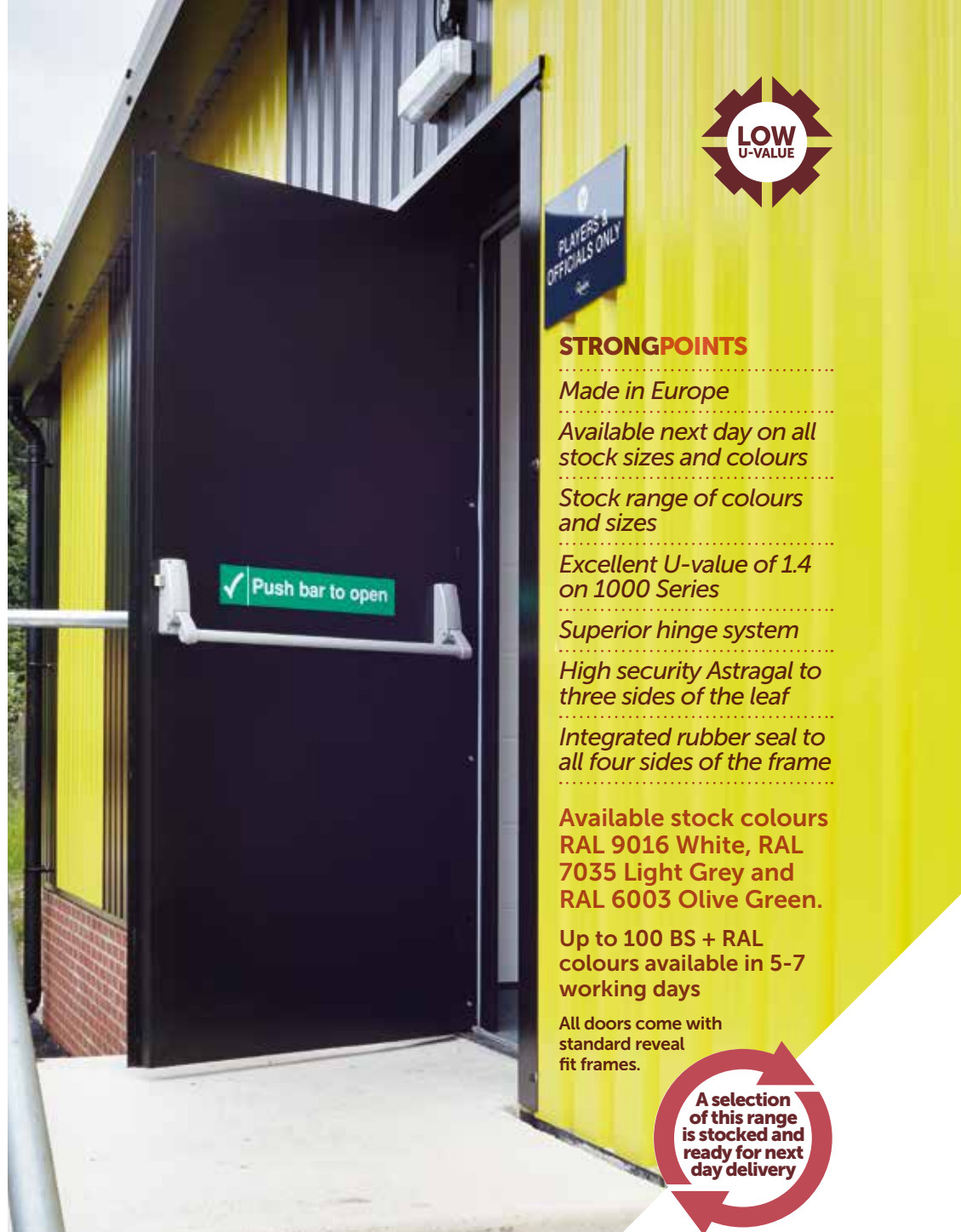
**1.4 U-VALUE**

**STEEL  
SECURITY  
DOORS**

## Emergency exit and personnel doors

1000 Series doors are held in stock for immediate dispatch. The 63mm rockwool filled leaf gives excellent strength, durability and thermal properties. Combined with the unique hinge system, which has an inbuilt automatic and adjustable closing system, gives these doors the edge on quality, durability and price.





## STRONGPOINTS

*Made in Europe*

*Available next day on all stock sizes and colours*

*Stock range of colours and sizes*

*Excellent U-value of 1.4 on 1000 Series*

*Superior hinge system*

*High security Astragal to three sides of the leaf*

*Integrated rubber seal to all four sides of the frame*

**Available stock colours**  
RAL 9016 White, RAL 7035 Light Grey and RAL 6003 Olive Green.

**Up to 100 BS + RAL**  
colours available in 5-7 working days

All doors come with standard reveal fit frames.

**A selection of this range is stocked and ready for next day delivery**

All fire exits come supplied with a Briton 378 panic latch for renowned quality and peace of mind.

### EMERGENCY EXIT STRUCTURAL OPENING SIZES

900 x 2100mm

1000 x 2100mm

\*1300 x 2100mm

### PERSONNEL DOOR STRUCTURAL OPENING SIZES

900 x 2100mm

1000 x 2100mm

\*1300 x 2100mm

(\*clear opening width of 1000mm at 90 degrees).

**ALL SIZES AND SPECIFICATIONS ARE AVAILABLE TO ORDER**




# 1000 SERIES

**1.4 U-VALUE**

**STEEL  
SECURITY  
DOORS**

Emergency exit  
and personnel doors



Optional hinge on all special orders where doors are used in domestic or commercial areas, where enhanced aesthetics and adjustability are required.



#### GOLDEN OAK FINISH



#### WALNUT FINISH



A selection of this range is stocked and ready for next day delivery

#### STRONGPOINTS

*Made in Europe*

*Available next day on all stock sizes and colours*

*Stock range of colours and sizes*

*Excellent U-value of 1.4 on 1000 Series*

*Superior hinge system*

*High security Astragal to three sides of the leaf*

*Integrated rubber seal to all four sides of the frame*

The Strongdor product range is growing again. The exceptional 1000 Series personnel doors is now available in 2 high class wood-grain finishes, golden oak and walnut.

These doors offer residential properties all the benefits of a steel high security doorset with the additional bonus of an elegant and attractive wood-grain finish. They make a perfect match to many of the "up and over" garage doors that are currently available and offer an excellent alternative to the standard UPVC finish.

Used internally these doors are a serious consideration for the cost conscious as they provide a quality and maintenance free alternative to wooden doorsets.

The real-feel wood-grain textured doorskin, is ideal for student accommodation, eco housing and properties where security shouldn't compromise style.

#### PERSONNEL DOOR STRUCTURAL OPENING SIZES

875 x 2100mm

1000 x 2100mm

ALL SIZES AND SPECIFICATIONS ARE AVAILABLE TO ORDER



# 1000 SERIES

1.4 U-VALUE

STEEL SECURITY DOORS

Wood-grain finish doors



# 1000 SERIES

1.4 U-VALUE

## STEEL SECURITY DOORS

Fire and security rated doors

### FIRE RATED DOORS

Available in EI30 and EI60 classifications, these doors are certified for both fire insulation and integrity.

All 1000 Series fire-rated doors are also certified smoke resistant at a difference of 50Pa and temperature of 200°C.

### SINGLE DOORS

#### STRUCTURAL OPENING SIZES

available up to 1350mm wide x 2530mm high

### DOUBLE DOORS

#### STRUCTURAL OPENING SIZES

available up to 2620mm wide x 2530mm high

### FRAME OPTIONS

as standard reveal fit, corner frame and wrap around up to 390mm wall thickness

### GLAZED PANELS

available up to 650mm wide x 950mm high per leaf

### SECURITY RATED DOORS

Security rated options to 1000 Series. Fully certified to PN-ENV1627: 2006 class 2 and class 3.

### SINGLE DOORS

#### STRUCTURAL OPENING SIZES

available up to 1100mm wide x 2160mm high

### DOUBLE DOORS

#### STRUCTURAL OPENING SIZES

available up to 2120mm wide x 2160mm high

### GLAZED PANELS

available according to PN-EN356: 2000 450mm x 660mm and 300mm x 700mm



# 1000 SERIES

1.4 U-VALUE

STEEL  
SECURITY  
DOORS


## East Grinstead case study



East Court is the home of East Grinstead Town Football Club, whose first team currently grace the Ryman Isthmian League Division one.

Unlike the super rich clubs of the Premiership, The Wasps know that they have to make every penny count. So when they needed doors for the refurbishment of the GAC Stadium the 1000 Series was the obvious choice.

Lower cost, lower u-value this excellent door will continue to make superb saves, no matter who plays in goal.





**STRONGDOR**

# 1500 SERIES

**CUSTOM MADE  
STEEL DOORS**

## Perfect fit... perfect finish

Every Strongdor 1500 Series door set includes:

A comprehensive fixing kit is available with every door including all the nuts, bolts, screws and cover caps you need, as well as full instructions.

A fully adjustable frame to bridge the gap between the door frame and the rebate, ensuring a perfect fit with the minimal use of sealant, even if the brickwork is uneven.



## STRONGPOINTS

10-12 working days standard manufacturing duration.

3-4 working day fast-track delivery available at extra cost.

Manufactured in the UK.

Anti-rust, high tensile steel security doors with insulated core.

Superior security features.

To fit structural openings 400mm-2400mm wide and 1900mm-2300mm high.

Top and side infill panels available to match.

Adjust-2-fit expander frame compensates for uneven brickwork.

Includes complete installation kit with touch-up paint.

3-year anti-rust warranty.

5-year door furniture warranty.


Supplied fully finished in a choice of over 100 BS and RAL stock colours. Full range of BS and RAL colours available including metallics and pearlescents at extra cost.



The adjust-2-fit expander frame fitting system.



378SE Briton, single point panic bar.



Briton sash lock with stainless steel lever handle set and double Euro cylinder.



Low profile, DDA approved aluminium threshold with rubber sealing strip.



Grade 13 stainless steel hinges, complete with security dog bolts.



Brushed stainless steel mortice flush bolt fitted to passive leaf.

**3** year  
ANTI-RUST  
WARRANTY

**5** year  
FURNITURE  
WARRANTY



## Adjust-2-fit expander frame



STEP 1: First align the frame into the door opening.



STEP 2: Ensure you have a square and tight frame using the adjuster screws.



Complete installation kit available with every Strongdor. (Kit may differ to that shown).



STEP 3: Once the frame is in position, drill through the frame adjuster screws.



STEP 4: Insert the frame fixers.



STEP 5: The fully tightened frame fixers are recessed half way into the frame adjuster screws.

# 1500 SERIES

**CUSTOM  
MADE  
STEEL  
DOORS**

Emergency exit  
and personnel doors



### SINGLE DOOR RANGE

Sizes available  
measurements for structural opening  
Width 400mm to 1300mm  
Height 1900mm to 2300mm



### DOOR AND A HALF RANGE

Sizes available  
measurements for structural opening  
Width 1000mm to 1800mm  
Height 1950mm to 2300mm

### STANDARD DOOR SPECIFICATION

Made from high tensile steel for a stronger yet lighter door complete with an insulated core for improved thermal properties.

Rustec Anti-rust coating also provides an exceptionally smooth surface and door sets are supplied fully finished in any RAL or BS colour.

Security Astragal sits flush with the outside frame and prevents

assailants identifying the position of the lock bolt in the frame.

Grade 13 stainless steel door hinges with dog bolts tie the door into the frame even if the hinges are cut off on the outside.

DDA approved high quality aluminium threshold strip with rubber seal.

### SUPERIOR SPECIFICATION AS STANDARD

#### All Strongdor 1500 Series personnel doors include:

Mortice sashlock complete with a pair of satin stainless steel lever handles (fitted)

70mm Euro cylinder and satin stainless steel escutcheons

DDA Aluminium threshold

Flushbolts (double door passive leaf only)

Installation kit for steel, masonry or timber

Weather seals

Security Astragal

Adjust-2-fit side frames and 12 adjuster bolts

#### All Strongdor 1500 Series fire doors include:

Briton 378 panic latch fitted

Briton 376 panic bolt (double door passive leaf only)

DDA Aluminium threshold

Installation kit for steel, masonry or timber

Weather seals

Security Astragal

Adjust-2-fit side frames and 12 adjuster bolts



# 1500 SERIES

**CUSTOM  
MADE  
STEEL  
DOORS**

Emergency exit  
and personnel doors





## DOUBLE DOOR RANGE

Sizes available  
measurements for structural opening  
**Width 1300mm to 2400mm**  
**Height 1900mm to 2300mm**

## Strongdor beat the waiting game

Quick delivery, easy to fit, superior service and an excellent warranty, the Strongdor 1500 Series steel security door is the perfect solution. Furthermore, the wide range of furniture and accessories available, all of which carry a full five-year guarantee, ensure endless possibilities.



**MANY  
MORE OPTIONS  
AVAILABLE ON  
REQUEST**

# 1500 SERIES

## CUSTOM MADE STEEL DOORS

Emergency exit  
and personnel doors



Glazed vision panel. Many sizes and glazing options available.



Chrome spy hole.



Brushed metal finish letter box.



376SE Briton 2 point panic bar.



503A-B Exidor 3 point panic bar.



6204 door closer.



1413 Briton outside access knob to activate internal push bar, complete with Euro cylinder.



1413 Briton outside access lever handle to activate internal push bar, complete with Euro cylinder.



Louvre ventilation panel shown 305mm x 305mm. Many sizes available.



Lockable drop bar complete with pinson locks.



Briton sashlock with stainless steel lever handle set and thumb turn Euro cylinder with keyed external access.



Established as a single grocery store in Essen, Germany in 1913, ALDI (*Albrecht Discount*) is now a global discount supermarket chain, which is expanding within the UK at a rate of 20 to 30 new stores per year.

Strongdor are pleased to be associated with that success and share some of their trading ethos. For instance, consistency. Being consistent with our dealing with our clients, products and pricing leads to reliability. Simplicity creates efficiency and responsibility indicates our commitment to our staff, customers and the environment.

For this store in Offerton, Manchester Aldi specified Surelock McGill hardware for guaranteed security and peace of mind.

5 year  
FURNITURE  
WARRANTY

3 year  
ANTI-RUST  
WARRANTY



# 1500 SERIES

CUSTOM  
MADE  
STEEL  
DOORS

next case study



DELIVERY  
IN AS QUICK AS

**4** days

**5** year  
FURNITURE  
WARRANTY

**3** year  
ANTI-RUST  
WARRANTY



The well known high street retailer Next, always insist on quality and resilience. They found that the Strongdor 1500 Series had both of these qualities in abundance.

The doors can be supplied, fully finished, in a choice of over 100 BS and RAL stock colours. With a full range of BS and RAL colours available including metallics and pearlescents at extra cost.

In this case, the metallic silver finish ideally matched the new stores cladding.

This subtle yet secure doorset is proving to be the preferred choice of architects for prestige projects nationwide.



Confidence is essential to healthcare. When we trust in the ability of those doctors and nurses, who routinely carry out such fantastic work, it can be as effective as the most potent of medicines. So imagine our delight when our Strongdor 1500 Series door was specified for an extra storage building at the Royal Preston Hospital. The people we trust had chosen Strongdor.

The 1500 Series Door is a robust, secure and quality range that is growing in popularity with architects as the word spreads about it's efficacy in high profile applications such as this one. These doors fully meet the new CE certification and are manufactured to very high standards that today's markets require. These are excellent doors that meet both the architects requirement and the clients expectation.

All the 1500 Series doors are available with the Strongdor 'Colourtec' coating which comes with a ten year anti-corrosion warranty. So you can be sure that it will stand the test of time.



**5 year**  
FURNITURE  
WARRANTY

**3 year**  
ANTI-RUST  
WARRANTY



**1500**  
**SERIES**

**CUSTOM  
MADE  
STEEL  
DOORS**

NHS case study





### STRONGPOINTS

*Manufactured to nearest millimetre to fit structural openings 670mm-2800mm wide and 1200mm-3000mm high*

*Fire rated option available*

*Specialist lock upgrades available*

*Door skin available in 1.2mm, 1.5mm and 2.0mm thick steel*

*Choice of Zintec, galvanised or stainless steel*

*Choice of honeycomb, Rockwool, polystyrene or timber core*

*Supplied fully finished in any standard RAL or BS colour*

*LPCB level 1 and 2 options available*

*1-year door furniture warranty*

*Low maintenance*



Bespoke manufacture, entirely to the clients requirement, this excellent and extremely versatile system can still be delivered within 3 weeks.

Sizes available  
measurements for structural opening

#### SINGLE DOOR

Width 670mm to 1400mm

Height 1200mm to 3000mm

#### DOOR AND A HALF

Width 1000mm to 1900mm

Height 1200mm to 3000mm

#### DOUBLE DOOR

Width 1000mm to 2800mm

Height 1200mm to 3000mm



# 2000 SERIES

## BESPOKE SECURITY DOORS

Personnel doors  
and emergency exits

# 2000 SERIES

## BESPOKE SECURITY DOORS

### Duckham Court case study



The success of the Duckham Court housing project largely depended on the combination of the durability and aesthetic that the Strongdor 2000 Series door offers.

It was essential that these high traffic doors worked seamlessly with the access control systems as integrating these elements can often be a source of snags and delay on site. Working with our partners within the industry and construction trade, Strongdor identified and resolved potential issues before the doors were delivered. Supplying a superior door that satisfied internal light requirements and security considerations, while being simultaneously effective in maintaining the thermal integrity of the entire housing project. To the clients delight, we provided on-site support for the installation and the project was delivered on time and in budget.





# LOUVRE DOORS AND PANELS

1000, 1500 and  
2000 Series Ranges



Strongdor louvre doors and panels are the essential solution where security is critical and airflow is essential. Our high quality fully louvred panels and doors are designed to protect and ventilate without compromising either function.

With the same level of performance and high standards of quality and service which Strongdor has now set as the industry benchmark, these products will allow 50% airflow through any given panel size. This enables airflow to be controlled into plant rooms, bin stores and more.

All sizes and colours are available and are fully compatible with the Strongdor 1000, 1500 and 2000 Series ranges.

Versatile, aesthetically pleasing and easily adapted into the design vernacular, Strongdor louvred doors and panels have got it covered.





## STRONGPOINTS

*Manufactured in the UK*

*Anti-rust, high tensile steel security doors with insulated core.*

*Superior security features including security Astragal and Dog-bolt hinges*

*To fit structural openings 400mm-2400mm wide and 1900mm-2300mm high*

*Adjust-2-fit expander frame compensates for uneven brickwork*

*Includes complete installation kit available*

*Low level DDA approved Aluminium threshold as standard*

*All doors fully CE marked*  
*3-year anti-rust warranty*

*5-year door furniture warranty*


*Supplied fully powder coated in a choice of over 100 stocked RAL or BS colours.*

*Metallics and pearlescents available at extra cost*

*10-12 working days standard manufacturing duration*

*3-4 working day fast-track production available at extra cost.*

*Independently tested and certified*



The 3000 Series has all the versatility and durability of the 1500 series along with a full 4 hour fire test.

**4 HOUR  
RATED  
DOORS**

Vision panel tested to full 4 hours at 250mm wide x 1500mm high.

Louvre panel tested to full 2 hours at 610mm wide x 610mm high.



Personnel doors  
and emergency exits



# 3000 SERIES

**4 HOUR  
RATED  
DOORS**

## Minerva House case study

Demanding and prestigious, the Minerva House project required doors with both specialist colour effects and fire rating. The specified solution, Strongdor's 3000 series, surpassed those requirements while remaining within budget.

In order to create continuity, and to maintain the aesthetic coherence and tension between the interior and exterior spaces, it was necessary that the doors should be fitted with themed ironmongery

Subtle and practical, it is precisely this attention to the smallest detail that Strongdor takes a such pride in.

The same amount of emphasis was also placed on the reliability of the product and the high standard of service that Strongdor seek to maintain, to prove themselves as market leaders.



# 3000 SERIES

4 HOUR  
RATED  
DOORS

Thornleigh College  
case study



At Thornleigh College, as with all public sector projects, reliability and resilience were key considerations in the specification and selection of replacement doors.

In order to minimise disruption, all work had to be completed within a tight deadline. Functioning in an environment where there was an expectation of high traffic, with sustained and prolonged use from students

and teachers moving between lessons and breaks, suggested a type of door that would perform perfectly, time and time again. Also, as you would expect, for safety sake the doors had to meet all accreditation for build quality and fire rating.

The 3000 Series met all these requirements and Strongdor ensured that the project was delivered on time and in budget for the start of the new term.



# 4000 SERIES

## BESPOKE ACOUSTIC DOORS

Sound engineering  
for a perfect hush



Beautifully styled, beautifully made single or double-leaf steel acoustic doors with a ten-year warranty. Available in sound proof levels ranging from 42dB to 62dB and with fire ratings of up to one hour.

With their insulated, internally reinforced 1.5 or 2mm steel skin for maximum strength, unique sectional frame for stability, steel hinges with integral ball bearings for ease of movement and special soft rubber seals for fit, Strongdor's 4000 Series acoustic doors are ideal for internal or external use and carry a full 10-year warranty.

Choose from stainless or galvanised steel finished in any BS or RAL colour. Available in single (to fit a maximum opening of 1350mm wide x 2900mm high) or double (maximum opening 5000mm wide x 5500mm high) door sets they can be specified with soundproofed vision panels in virtually any size.

The doors are suitable for use as personnel or fire doors and accessories include a choice of safety locks, three-point locks, single or triple-point panic bars and single or three-point progressive tightening locks.





# 7000 SERIES

## STEEL GLAZED PROFILE DOORS



When choosing doors for areas of high traffic, where durability is a must and a prolonged product lifespan is an absolute necessity, then look no further than Strongdor's 7000 series steel glazed profile doors.

With its sleek lines, this product oozes the sort of quality that will enhance any space and the sort of versatility that makes it a useful addition to Strongdor's range of exceptional doors.

### **SINGLE DOORS** STRUCTURAL OPENING SIZES

available up to 1300mm wide x 2800mm high

### **DOUBLE DOORS** STRUCTURAL OPENING SIZES

available up to 2800mm wide x 2800mm high

Full curtain walling and side and over panels on request.

Also available fire rated to EIS30 and EIS60

Available with a full range of furniture and handle options including maglocks and electric strikes.

Exceptionally reliable and durable glazed door systems



# 7000 SERIES

STEEL  
GLAZED  
PROFILE  
DOORS

Indian Spice case study



Opening the door on a new venture, the owners of this high quality Indian restaurant had to make the perfect entrance, after re-purposing and transforming a traditional public house.


Aware that first impressions are essential, it was clear from the outset that diners had to be assured of style, quality and commitment to high standards even before stepping over the threshold. The selection of the 7000 Series helped to set the perfect tone.







SureTread can incorporate a luminescent coating and be manufactured to achieve Class 2, 1 or 0 fire ratings, or to provide ultimate fire resistance with the introduction of Phenolic resin.



Stair tread covers both improve the grip and alleviate the trip hazard on old concrete steps. The contrasting colour of the nosing dramatically improves visibility and thus makes them even safer.



A high performance, maintenance free, anti-slip floor covering made from GRP impregnated with grit and suitable for both pedestrian and vehicle traffic areas. Quick and easy to fit – it requires little surface preparation and can be used within an hour of installation – Suretread can be made to your exact specification and in any BS or RAL colour.



Even metal tread-plate, often used for fire escapes, is far safer when covered with SureTread.



# SURETREAD

**GRP  
ANTI-SLIP  
FLOOR  
COVERING**



Havwoods **H**



**STRONGDOR**

A HAVWOODS GROUP COMPANY



**STRONGDOR LIMITED**

CARNFORTH BUSINESS PARK, OAKWOOD WAY,  
CARNFORTH LA5 9FD

T. 01524 727000 F. 01524 812222 [sales@strongdor.com](mailto:sales@strongdor.com)

[www.strongdor.com](http://www.strongdor.com)

